



Applications

- Solar system and Wind system
- Solar street light and solar garden light
- Emergency lighting equipment
- Fire alarm and security systems
- Telecommunication equipment
- Electric equipment and telemeter equipment



Battery Model	6-GFM-150/12V150Ah			
Capacity (25°C)	10Hr(15A,1.75V)	5Hr (27.9A,1.75V)	3Hr(42.5A,1.75V)	1Hr(90.0A,1.70V)
	150Ah	139.5Ah	127.5Ah	90Ah
Dimensions	Length	Width	Height	Total Height
	484mm	170mm	238mm	238mm
Approx Weight	41KG±3%			
Internal Resistance	5.6mΩ			
Self Discharge	≤2% per month (25°C)			
Charge Voltage 25°C	Cycle Use		Float Use	
	14.2V(-24mV/°C),max charge current:22.5A		13.5V(-18mV/°C)	

General Features

- Germany GEL technology
- Wide operating temperature range from -25°C to 60°C
- Sealed and maintenance free operation
- Low self-discharge rate and long shelf life (9 months at 25°C)
- ABS containers and covers
- No memory effect, thick flat plate with high Tin low Calcium alloy
- Safety valve installation for explosion proof
- Long Service Life, Float or Cyclic
- Design life : 8 to 12 years



Discharge Parameter

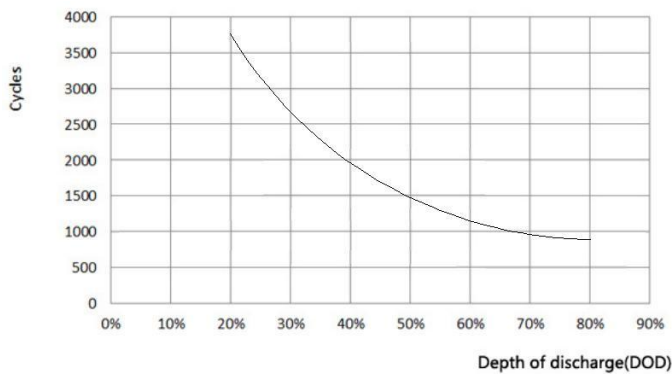
Constant Current Discharge Data (25°C,A)

End Voltage (V/cell)	5min	10min	15min	20min	30min	45 min	1h	1.5h	2h	3h	5h	10h	20h
1.60	465.0	330.0	253.1	190.3	160.5	117.8	94.50	70.80	56.00	40.30	26.34	14.14	7.640
1.65	450.0	322.1	245.9	184.6	155.4	114.2	92.50	69.10	54.70	39.40	26.07	14.08	7.600
1.70	435.0	310.8	238.3	178.9	150.7	110.7	90.00	67.30	53.30	38.50	25.90	14.02	7.550
1.75	390.0	293.8	229.1	172.7	146.4	107.1	87.60	65.70	52.20	37.50	25.50	13.95	7.500
1.80	350.0	271.9	214.8	163.7	141.1	102.9	84.80	64.00	50.90	36.10	24.94	13.72	7.400

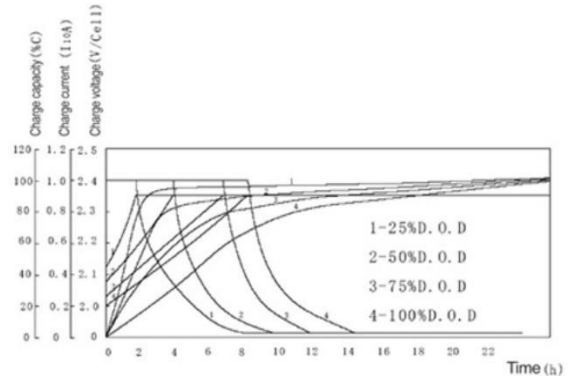
Constant Power Discharge Data (25°C,W/cell)

End Voltage	5min	10min	15min	20min	30min	45 min	1h	1.5h	2h	3h	5h	10h	20h
1.60	760.0	560.0	450.5	333.9	275.4	202.0	166.4	132.9	104.5	75.90	49.45	28.29	15.30
1.65	742.0	546.6	439.1	325.3	267.9	197.1	163.7	130.5	103.0	75.14	49.00	28.19	15.27
1.70	705.0	528.6	424.1	315.3	261.4	192.6	161.0	129.0	101.7	74.44	48.56	28.07	15.22
1.75	655.0	504.0	407.9	303.7	252.3	188.7	157.3	126.6	100.0	73.71	48.12	27.95	15.15
1.80	589.0	472.3	387.9	290.7	244.1	183.3	152.5	123.3	98.50	72.60	47.50	27.65	15.02

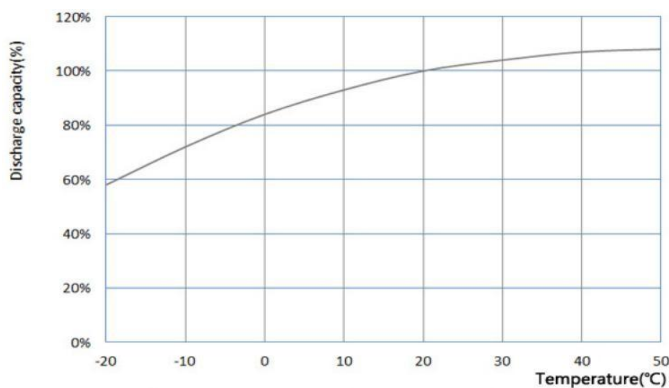
Performance Curve



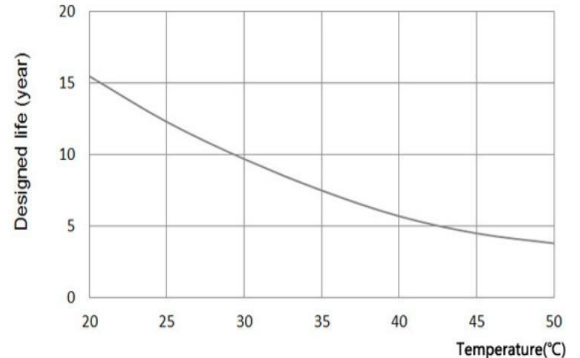
Cycle Vs Discharge depth



Charge performance



Temperature Vs capacity



Designed life Vs temperature

